

powered by

Q.ANTUM DUO

Q.PEAK DUO L-G6.2+ 405-425

ENDURING HIGH
PERFORMANCE



LOW ELECTRICITY GENERATION COSTS

Higher yield per surface area, lower BOS costs, higher power classes, and an efficiency rate of up to 20.1 %.



INNOVATIVE ALL-WEATHER TECHNOLOGY

Optimal yields, whatever the weather with excellent low-light and temperature behaviour.



ENDURING HIGH PERFORMANCE

Long-term yield security with Anti LID Technology, Anti PID Technology, Hot-Spot Protect and Traceable Quality Tra.Q™.



EXTREME WEATHER RATING

High-tech aluminium alloy frame, certified for high snow (5400 Pa) and wind loads (2400 Pa).



A RELIABLE INVESTMENT

Inclusive 25-year product warranty and 25-year linear performance warranty¹.



STATE OF THE ART MODULE TECHNOLOGY

Q.ANTUM DUO combines cutting edge cell separation and innovative wiring with Q.ANTUM Technology.

¹ See data sheet on rear for further information.

THE IDEAL SOLUTION FOR:



Rooftop arrays on
commercial / industrial
buildings



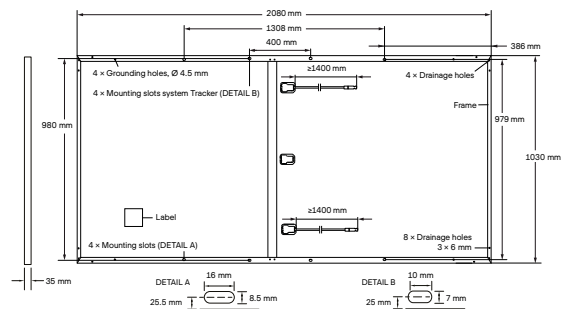
Ground-mounted
solar power plants

Engineered in Germany

Q CELLS

MECHANICAL SPECIFICATION

Format	2080 mm × 1030 mm × 35 mm (including frame)
Weight	25.0 kg
Front Cover	3.2 mm thermally pre-stressed glass with anti-reflection technology
Back Cover	Composite film
Frame	Anodised aluminium
Cell	6 × 24 monocrystalline Q.ANTUM solar half cells
Junction box	53-101 mm × 32-60 mm × 15-18 mm Protection class IP67, with bypass diodes
Cable	4 mm ² Solar cable; (+) ≥1400 mm, (-) ≥1400 mm
Connector	Stäubli MC4-Evo2; IP68

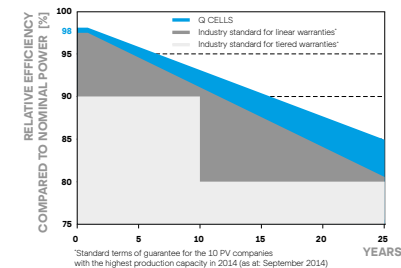


ELECTRICAL CHARACTERISTICS

POWER CLASS		405	410	415	420	425
MINIMUM PERFORMANCE AT STANDARD TEST CONDITIONS, STC ¹ (POWER TOLERANCE +5 W / -0 W)						
Minimum	Power at MPP ¹	P _{MPP} [W]	405	410	415	420
	Short Circuit Current ¹	I _{SC} [A]	10.65	10.70	10.74	10.83
	Open Circuit Voltage ¹	V _{OC} [V]	48.14	48.38	48.63	49.13
	Current at MPP	I _{MPP} [A]	10.14	10.18	10.23	10.32
	Voltage at MPP	V _{MPP} [V]	39.95	40.27	40.58	41.20
	Efficiency ¹	η [%]	≥18.9	≥19.1	≥19.4	≥19.8
MINIMUM PERFORMANCE AT NORMAL OPERATING CONDITIONS, NMOT ²						
Minimum	Power at MPP	P _{MPP} [W]	303.1	306.9	310.6	314.4
	Short Circuit Current	I _{SC} [A]	8.58	8.62	8.65	8.73
	Open Circuit Voltage	V _{OC} [V]	45.38	45.62	45.86	46.09
	Current at MPP	I _{MPP} [A]	7.98	8.01	8.05	8.12
	Voltage at MPP	V _{MPP} [V]	37.99	38.29	38.59	39.17

¹Measurement tolerances P_{MPP} ±3%; I_{SC}; V_{OC} ±5% at STC: 1000 W/m², 25 ±2°C, AM 1.5 according to IEC 60904-3 • ²800 W/m², NMOT, spectrum AM 1.5

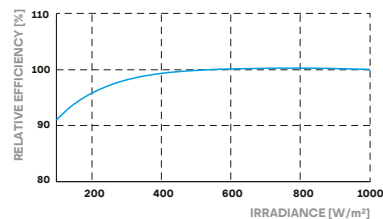
Q CELLS PERFORMANCE WARRANTY



At least 98% of nominal power during first year. Thereafter max. 0.54% degradation per year. At least 93.1% of nominal power up to 10 years. At least 85% of nominal power up to 25 years.

All data within measurement tolerances. Full warranties in accordance with the warranty terms of the Q CELLS sales organisation of your respective country.

PERFORMANCE AT LOW IRRADIANCE



Typical module performance under low irradiance conditions in comparison to STC conditions (25°C, 1000 W/m²).

TEMPERATURE COEFFICIENTS

Temperature Coefficient of I _{SC}	α	[%/K]	+0.04	Temperature Coefficient of V _{OC}	β	[%/K]	-0.27
Temperature Coefficient of P _{MPP}	γ	[%/K]	-0.36	Nominal Module Operating Temperature	NMOT	[°C]	43 ± 3

PROPERTIES FOR SYSTEM DESIGN

Maximum System Voltage	V _{SYS} [V]	1500	PV module classification	Class II
Maximum Reverse Current	I _R [A]	20	Fire Rating based on ANSI / UL 1703	C / TYPE 1
Max. Design Load, Push / Pull	[Pa]	3600 / 1600	Permitted Module Temperature on Continuous Duty	-40 °C - +85 °C
Max. Test Load, Push / Pull	[Pa]	5400 / 2400		

QUALIFICATIONS AND CERTIFICATES

IEC 61215:2016; IEC 61730:2016;
This data sheet complies with DIN EN 50380.



PACKAGING INFORMATION

Number of Modules per Pallet	29
Number of Pallets per Trailer (24t)	24
Number of Pallets per 40' HC-Container (26t)	22
Pallet Dimensions (L × W × H)	2150 × 1150 × 1220 mm
Pallet Weight	779 kg

Note: Installation instructions must be followed. See the installation and operating manual or contact our technical service department for further information on approved installation and use of this product.

Made in Korea

Hanwha Q CELLS Australia Pty Ltd

Suite 1, Level 1, 15 Blue Street, North Sydney, NSW 2060, Australia | TEL +61 (0)2 9016 3033 | FAX +61 (0)2 9016 3032 | EMAIL q-cells-australia@q-cells.com | WEB www.q-cells.com/au

Engineered in Germany

